



SCR DC Speed Control

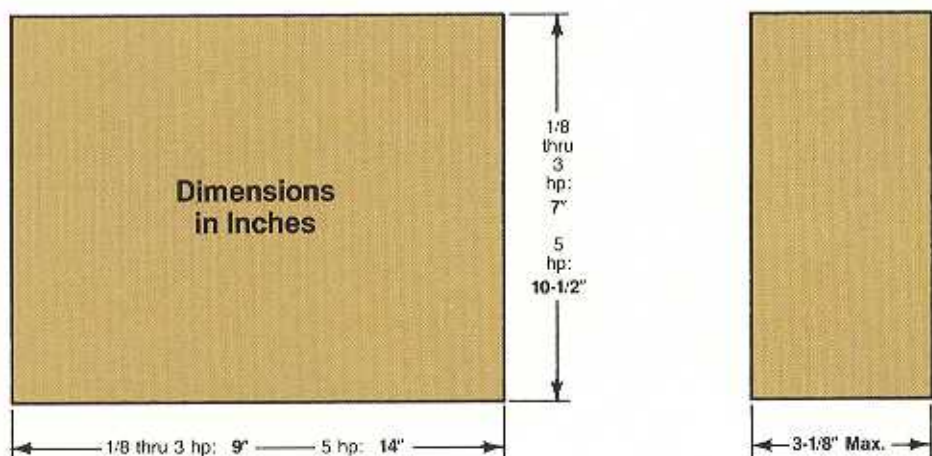
Model OC-2 1/8 thru 5 hp



Polyspede Model OC-2 is the OEM speed control with built-in features that are added options in most controls. Standardized construction holds costs low and deliveries short. The heavy duty circuit and components are designed for reliability and lasting accuracy on tough industrial jobs.

POLYSPEDE

Model OC-2



Line Voltage/Horsepower Code

Motor HP	1/8	1/6	1/4	1/3	1/2	3/4	1	1-1/2	2	3	5
Input VAC	115	115	115 230	115 230	115 230	115 230	115 230	230	230	230	230
Code	-12	-16	-25 -26	-33 -34	-50 -51	-75 -76	-100 -101	-150	-200	-300	-500

Sample catalog number: OC2-101 (1 hp, 230 VAC input)

Adjustments

Acceleration	Linear, 0.5 to 15 seconds
Torque (current) limit	50% to + 150% of motor rating
Minimum speed	- 5% to + 10%
Maximum speed	70% to 110%*
IR	0 to 10% boost
	*Normal maximum speed is 100%. Consult the factory for higher speeds.

Operating Conditions

Line voltage variation	± 10 volts (115 volt models) ± 20 volts (230 volt models)
Ambient temperature	0-40°C or 100°C max. power stage baseplate temperature
Altitude (standard)	1000 meters

Ratings

Horsepower range	Models for 1/8 thru 5 hp
Power source	115 or 230 VAC, single phase, 50 or 60 Hertz
Output voltage (115 VAC input, 1/8 thru 1 hp)	
Armature	0 to 90 VDC
Field	100 VDC
Output voltage (230 VAC input, 1/4 thru 5 hp)	
Armature	0 to 180 VDC
Field	200 VDC
Duty	Continuous
Overload capacity	150% for one minute

Performance Characteristics

Controlled speed range	30:1 with PM DC motors 20:1 with shunt motors
Speed regulation	1.0% (armature feedback)
(percent of base speed)	0.1% (DC tachometer feedback)

Design Features

- NEMA K (full wave with free-wheeling diode). Power conversion stage sized for continuous full load operation with any DC motor designated for Type K service.
- Short circuit protection by sub-cycle line fuses.
- Voltage transient protection: RC snubber across AC line. Movistor across power stage AC input and across motor field terminals on 230 volt models. Diode clipper on speed command input.
- Independent, simultaneously operating torque and speed loops with sharp, smooth transition provide optimum speed regulation and precise torque limit cut-in regardless of speed setting.
- External torque limit program terminals.
- Screw type input-output connections.
- Moisture barrier on printed circuit paths. Conservatively rated components. 100% inspection and final testing.
- Includes speed potentiometer, knob and dial plate.

Type SC Systems Control for Expanded Functions

The highly versatile Polyspede Type SC Systems Control is designed around the fundamental OC-2 SCR DC drive.

For greatly expanded operating functions, with many combinations of options, a Type SC should be selected. In it are available the basic optional functions of Dynamic Braking, Adjustable Jog and Contractor Automatic Reversing. It is also offered with additional options chosen from three major groups: Tachometer Feedback, External Speed Control and Multiple Preset Speeds.

Ask for the Type SC brochure.

POLYSPEDE

Polyspede Electronics Corporation
6770 Twin Hills Avenue
Dallas, Texas 75231
Telephone 214-363-7245 • Telex 73-0816