

IPEDS 2022-23 Data Collection System

IPEDS HELP DESK (877) 225-2568 | ipedshelp@rti.org
OMB NO. 1850-0582 v.30 : Approval Expires 8/31/2025
User ID: P1879671

Student Financial Aid 2022-23

Institution: New Mexico Institute of Mining and Technology (187967)

User ID: P1879671

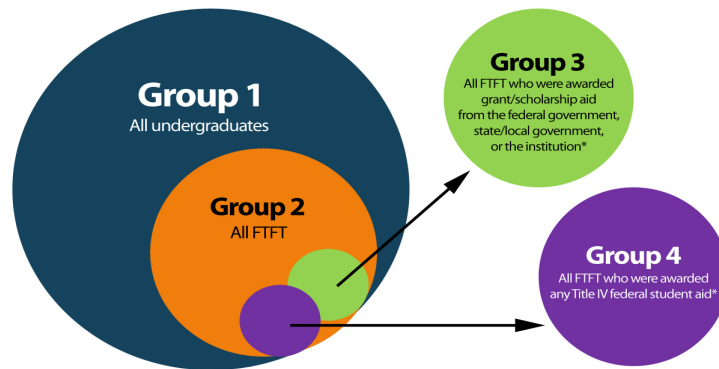
Overview

IPEDS Student Financial Aid Component Overview - Public Academic Reporters

Welcome to the Student Financial Aid (SFA) component. The purpose of the SFA component is to collect information about financial aid provided to various groups of undergraduate students and military/veteran educational benefits for all students at your institution.

Data Reporting Reminders:

- Report data to accurately reflect the time period corresponding with the IPEDS survey component, even if such reporting is seemingly inconsistent with prior-year reporting.
- Undergraduate Student Groups
You will be asked to report information for different groups of students.
 - Group 1: All undergraduate students
 - Group 2: Of Group 1, full-time, first-time degree/certificate-seeking students (FTFT)
 - Group 3: Of Group 2, FTFT students who paid the lower of in-state/in-district tuition rate and were awarded any grant/scholarship aid from the federal government, state/local government, or the institution
 - Group 4: Of Group 2, FTFT students who paid the lower of in-state/in-district tuition rate and were awarded any Title IV federal student aid



*For public institutions, include only those students paying the in-state or in-district tuition rate. For program reporters, include only those students enrolled in the institution's largest program.

- COA Revisions
Revisions to Cost of Attendance (COA) used to calculate the net price of attendance can be made in this component. Consult the instructions and screens to make sure you are reporting the correct aid amounts for the correct groups of students.
- College Affordability and Transparency Lists
Net price amounts calculated in SFA will be used to populate the U.S. Department of Education's College Affordability and Transparency lists.
- Interactive Edits and Error Messages
SFA contains interactive edits that will check for blank fields, invalid values, or values that fall outside expected ranges. Some error messages will require you to confirm or explain the values that you entered. Some error messages are fatal and will require you to contact the IPEDS Help Desk at (877) 225-2568 for resolution.
- Context Boxes
You will find optional text boxes throughout SFA. Context boxes allow you to provide more information about the data you enter. Some of these context boxes may be made available to the public on College Navigator, so make sure that the information you enter can be understood easily by students, parents, and the general public.

Changes to reporting:

The following changes were implemented for the 2022-23 data collection period:

- Degree/certificate-seeking and non-degree/certificate-seeking data items were added in Parts A and B to disaggregate financial aid award amounts reported in Part B by these student categories.
- New FAQs were added to clarify concepts.
- Minor wording changes were made for clarification.

Resources:

- To download the survey materials for this component: [Survey Materials](#)
- To access your prior year data submission for this component: [Reported Data](#)

If you have questions about completing this survey, please contact the IPEDS Help Desk at 1-877-225-2568.

Institution: New Mexico Institute of Mining and Technology (187967)

User ID: P1879671

Section 1: Part A

Part A - Establish Your Groups

Reporting Reminders:

- Part A establishes the number of students in various groups. Note that the numbers on this screen will be carried forward to other parts of the Student Financial Aid component.
- In the fields below, report the number of students in each of the following groups.

		Fall 2021	YOUR PRIOR YEAR DATA
			Fall 2020
01	Group 1 All <u>undergraduate</u> students	<input type="text" value="1,244"/>	1,229
01a	Of those in Group 1, those who are degree/certificate-seeking	<input type="text" value="1,201"/>	
01b	Of those in Group 1, those who are non-degree/non-certificate-seeking (Line 01 – Line 01a)	<input type="text" value="43"/>	
02	Group 2 Of those in Group 1, those who are <u>full-time</u> , <u>first-time</u> degree/certificate-seeking	<input type="text" value="296"/>	279
02a	Of those in Group 2, those who were awarded any <u>Federal Work Study</u> , <u>loans to students</u> , or grant or scholarship aid from the federal government, state/local government, the institution, or other sources known to the institution	<input type="text" value="293"/>	271
02b	Of those in Group 2, those who were awarded any <u>loans to students</u> or grant or scholarship aid from the federal government, state/local government, or the institution	<input type="text" value="292"/>	270
03	Group 3 Of those in Group 2, those paying the lower of in-state or in-district tuition rate who were awarded grant or scholarship aid from the federal government, state/local government, or the institution	<input type="text" value="289"/>	263
04	Group 4 Of those in Group 2, those paying the lower of in-state or in-district tuition rate who were awarded any <u>Title IV federal student aid</u>	<input type="text" value="111"/>	167

Section 1: Part B

Part B - Enter Information About Group 1

Reporting Reminders:


- Group 1 students are **ALL undergraduate** students (including first-time students) enrolled in Fall 2021.
- For this part, report:

For These Students	The Following Type(s) of Aid	Awarded in This Period
<ul style="list-style-type: none"> All undergraduate students enrolled in Fall 2021 for the 2021-22 academic year as defined by the institution 	<ul style="list-style-type: none"> Grant or scholarship aid from: <ul style="list-style-type: none"> federal government state/local government the institution other sources known to the institution Loans to students from: <ul style="list-style-type: none"> the federal government 	<ul style="list-style-type: none"> Any time during academic year 2021-22

- In the fields below, report the number of Group 1 students and the total amount of aid awarded to these students for each type of aid.

Information from Part A	Fall 2021
Group 1: All undergraduate students (This number is carried forward from Part A, Line 01.)	1,244
Of those in Group 1, those who are degree/certificate-seeking (This number is carried forward from Part A, Line 01a.)	1,201
Of those in Group 1, those who are non-degree/non-certificate-seeking (This number is carried forward from Part A, Line 01b.)	43

Aid Type		2021-22											
		All undergraduate students (Group 1)				All degree/certificate-seeking undergraduates				All non-degree/non-certificate-seeking undergraduates			
		Number students who were awarded aid	Percentage of students who were awarded aid	Total amount of aid awarded	Average amount of aid awarded (Col.3/Col.1)	Number students who were awarded aid	Percentage of students who were awarded aid	Total amount of aid awarded	Average amount of aid awarded (Col.7/Col.5)	Number students who were awarded aid (Col.1-Col.5)	Percentage of students who were awarded aid	Total amount of aid awarded (Col.3-Col.7)	Average amount of aid awarded
		Col. 1	Col. 2	Col. 3	Col. 4	Col. 5	Col. 6	Col. 7	Col. 8	Col. 9	Col. 10	Col. 11	Col. 12
01	Grant or scholarship aid from the federal government, state/local government, the institution, and other sources known to the institution (Do NOT include federal student loans)	1,034	83	10,887,625	10,530	1,026	85	10,881,442	10,606	8	19	6,183	773
02	Federal Pell Grants	404	32	2,104,340	5,209	404	34	2,104,340	5,209				
03	Federal student loans	500	40	2,829,044	5,658	500	42	2,829,044	5,658				

 You may use the box below to provide additional context for the data you have reported above. Context notes will be posted on the College Navigator website. Therefore, you should write all context notes using proper grammar (e.g., complete sentences with punctuation) and common language that can be easily understood by students and parents (e.g., spell out acronyms).

Non-applicable



Section 1: Part C, Page 1

Part C, Page 1 - Enter Information about Group 2

Reporting Reminders:

- Group 2 students are all full-time, first-time degree/certificate-seeking undergraduate students enrolled in Fall 2021.
- In the fields below, report the number of Group 2 students paying in-district, in-state, and out-of-state tuition rates. If your institution does not offer different rates, report all students as paying in-state tuition rates.

Information from Part A	Fall 2021
Group 2: Full-time, first-time degree/certificate-seeking undergraduates (This number is carried forward from Part A, Line 02)	296

Group 2 students:			Fall 2021		YOUR PRIOR YEAR DATA
			Number of Group 2 students	Percentage of Group 2 students	Fall 2020
					Percentage of Group 2 students
01	01a	<u>paying in-district tuition rates</u>	<input type="text" value="0"/>	0	0
	01b	<u>paying in-state tuition rates</u>	<input type="text" value="292"/>	99	97
	01c	<u>paying out-of-state tuition rates</u>	<input type="text" value="4"/>	1	3
	01d	Unknown (calculated value) This value is calculated using the following formula: [A02-(C01a+C01b+C01c)]	0	0	0

Section 1: Part C, Page 2

Part C, Page 2 - Enter Information about Group 2

Reporting Reminders:

- Part C includes financial aid information about Group 2. Group 2 students are all full-time, first-time degree/certificate-seeking undergraduate students enrolled in Fall 2021.
- For this part, report:


For These Students	The Following Type(s) of Aid	Awarded in This Period
<ul style="list-style-type: none"> • Full-time, first-time degree/certificate-seeking undergraduate students enrolled in Fall 2021 for the 2021-22 academic year as defined by the institution 	<ul style="list-style-type: none"> • Grant or scholarship aid from: <ul style="list-style-type: none"> ◦ federal government ◦ state/local government ◦ the institution • Loans to students from: <ul style="list-style-type: none"> ◦ the federal government ◦ other sources, including private or other loans • Do not include: <ul style="list-style-type: none"> ◦ grant or scholarship aid from private or other sources ◦ PLUS loans or loans made to anyone other than the student 	<ul style="list-style-type: none"> • Any time during academic year 2021-22 • For program reporters, this is the aid year period from July 1, 2021 through June 30, 2022.

- In the fields below, report the number of Group 2 students and the total amount of aid awarded to these students for each type of aid. Enter unduplicated student counts within a category (e.g., Federal Pell Grants). However, a student can appear in more than one aid category.

Information from Part A	Fall 2021
Group 2: Full-time, first-time degree/certificate-seeking undergraduates (This number is carried forward from Part A, Line 02)	296
Group 2a: (This number is carried forward from Part A, Line 02a) <ul style="list-style-type: none"> • Of those in Group 2, those who were awarded: <ul style="list-style-type: none"> ◦ Federal Work Study ◦ Loans to students ◦ Grant or scholarship aid from the federal government, state/local government, or the institution ◦ Other sources known to the institution 	293
Group 2b (This number is carried forward from Part A, Line 02b) <ul style="list-style-type: none"> • Of those in Group 2, those who were awarded: <ul style="list-style-type: none"> ◦ Loans to students ◦ Grant or scholarship aid from the federal government, state/local government, or the institution 	292
Group 3 (This number is carried forward from Part A, Line 03) <ul style="list-style-type: none"> • Of those in Group 2, those who paid the lower of in-state or in-district tuition rate and were awarded: <ul style="list-style-type: none"> ◦ Grant or scholarship aid from the federal government, state/local government, or the institution 	289

Aid Type		Fall 2021				YOUR PRIOR YEAR DATA
		Number of Group 2 students who were awarded aid	Percentage of Group 2 students who were awarded aid	Total amount of aid awarded to Group 2 students	Average amount of aid awarded to Group 2 students	Fall 2020
						Average amount of aid awarded to Group 2 students
01	Grants or scholarships from the federal government, state/local government, or the institution	292	99	3,005,562	<input checked="" type="checkbox"/> 10,293	8,378
02	<u>Federal grants</u>	100	34	552,401	5,524	5,083
	02a <u>Federal Pell Grants</u>	99	33	497,697	5,027	4,833
	02b <u>Other federal grants</u>	68	23	54,704	804	1,205
03	<u>State/local government grants</u> or <u>scholarships</u> (includes <u>fellowships</u> /tuition waivers/exemptions)	241	81	1,148,181	<input checked="" type="checkbox"/> 4,764	3,408

04	<u>Institutional grants or scholarships</u> (includes <u>fellowships</u> /tuition waivers/exemptions)	<input type="text" value="270"/>	91	<input type="text" value="1,304,980"/>	<input checked="" type="checkbox"/> 4,833	3,821
05	<u>Loans to students</u>	<input type="text" value="125"/>	42	615,640	4,925	5,310
05a	Federal loans	<input type="text" value="122"/>	41	<input type="text" value="561,868"/>	4,605	4,905
05b	Other loans (including private loans)	<input type="text" value="5"/>	2	<input type="text" value="53,772"/>	10,754	10,415

 You may use the box below to provide additional context for the data you have reported above. Context notes will be posted on the College Navigator website. Therefore, you should write all context notes using proper grammar (e.g., complete sentences with punctuation) and common language that can be easily understood by students and parents (e.g., spell out acronyms).

Section 1: Comparison Chart

Comparison Chart

Reporting Reminders:

- Based on the information reported on the previous screens for Group 1 (all undergraduates) and Group 2 (full-time, first-time degree/certificate-seeking undergraduates), this comparison chart seeks to help institutions check their reported data. Assuming that the information on Groups 1 and 2 is correct, then the calculated fields for 'All Other Undergraduates' should be the balance (Group 1 minus Group 2). If the balance does not check with your institution's calculations, please correct your reported numbers for Groups 1 and 2 before moving forward with the completion of the SFA survey component.

Note:

- Data for the 'All Other Undergraduates' will appear in the IPEDS Data Center for data users, but not in College Navigator.

		Fall 2021	Academic Year 2021-22	Academic Year 2021-22
		Number of students	Federal Pell grants	Federal Student Loans
01	Group 1 (all undergraduates)	1,244		
02	Number of students who were awarded aid		404	500
03	Percentage who were awarded aid		32	40
04	Total amount of aid awarded		2,104,340	2,829,044
05	Average amount of aid awarded		5,209	5,658
06	Group 2 (Full-time, first-time undergraduates)	296		
07	Number of students who were awarded aid		99	122
08	Percentage who were awarded aid		33	41
09	Total amount of aid awarded		497,697	561,868
10	Average amount of aid awarded		5,027	4,605
11	All other undergraduates (Line 01 - Line 06)	948		
12	Number of students who were awarded aid (Line 02 - Line 07)		305	378
13	Percentage who were awarded aid (Line 12 / Line 11)		32	40
14	Total amount of aid awarded (Line 04 - Line 09)		1,606,643	2,267,176
15	Average amount of aid awarded (Line 14 / Line 12)		5,268	5,998

Institution: New Mexico Institute of Mining and Technology (187967)

User ID: P1879671

Section 1: Cost of Attendance

Cost of attendance for full-time, first-time undergraduate students

Reporting Reminders:

- Please enter the amounts requested below. These data will be made available to the public on College Navigator. If your institution participates in any Title IV programs (Federal Pell Grant, Federal Direct Loan, etc.), you must complete all information.
- Estimates of expenses for books and supplies, room and board, and other expenses are those from the **Cost of Attendance report** used by the financial aid office in determining financial need. Please talk to your financial aid office to get these numbers to ensure that you are reporting correctly.
- These numbers are carried forward from Institutional Characteristics and should only be changed if an error was made in the reporting.

Charges for full academic year	2019-20	2020-21	2021-22
Published <u>tuition</u> and <u>required fees</u>:			
<u>In-district</u>			
Tuition	6,826	7,031	7,031
Required fees	1,330	1,330	1,394
Tuition + fees total	8,156	8,361	8,425
<u>In-state</u>			
Tuition	6,826	7,031	7,031
Required fees	1,330	1,330	1,394
Tuition + fees total	8,156	8,361	8,425
<u>Out-of-state</u>			
Tuition	22,194	22,860	22,860
Required fees	1,330	1,330	1,394
Tuition + fees total	23,524	24,190	24,254
<u>Books and supplies</u>			
	1,150	600	800
<u>On-campus:</u>			
<u>Room and board</u>	8,624	8,624	8,518
<u>Other expenses</u>	5,000	3,498	3,450
Room and board and other expenses	13,624	12,122	11,968
<u>Off-campus (not with family):</u>			
<u>Room and board</u>	8,624	8,624	8,518
<u>Other expenses</u>	5,000	3,498	3,450
Room and board and other expenses	13,624	12,122	11,968
<u>Off-campus (with family):</u>			
<u>Other expenses</u>	5,000	3,498	3,450

Section 1: Part D

Part D - Enter Information about Group 3


Reporting Reminders:

- Group 3 students are all full-time, first-time degree/certificate-seeking undergraduate students enrolled Fall 2021 paying the lower of in-state or in-district tuition rate who were awarded grant or scholarship aid from the following sources: the federal government, state/local government, or the institution. The information you report in this part will be used in Part F to calculate average institutional net price.
- For this part, report:

For These Students	The Following Type(s) of Aid	Awarded in This Period
<ul style="list-style-type: none"> • Full-time, first-time degree/certificate-seeking undergraduate students enrolled in Fall 2021 for the 2021-22 academic year as defined by the institution paying the lower of in-state or in-district tuition rate who were awarded grant or scholarship aid from the following sources: the federal government, state/local government, or the institution • Do not include students who were awarded only grant or scholarship aid from private or other sources, or students who were awarded only non-grant aid 	<ul style="list-style-type: none"> • Grant or scholarship aid from: <ul style="list-style-type: none"> ◦ federal government ◦ state/local government ◦ the institution • Do not include: <ul style="list-style-type: none"> ◦ grant or scholarship aid from private or other sources ◦ federal student loans ◦ parent PLUS loans ◦ private loans ◦ HEERF grants ◦ Federal Work Study amounts 	<ul style="list-style-type: none"> • Any time during academic year 2021-22

- In the fields below, report the number of Group 3 students with each type of living arrangement and the total amount of grant or scholarship aid from the federal government, state/local government, or the institution awarded to these students.

Information from Part A:		YOUR PRIOR YEAR DATA 2019-20	YOUR PRIOR YEAR DATA 2020-21	2021-22
Group 3 Full-time, first-time degree/certificate-seeking undergraduate students paying the lower of in-state or in-district tuition rate who were awarded grant or scholarship aid from the following sources: the federal government, state/local government, or the institution (This number is carried forward from Part A, Line 03)		239	263	289
01	Report the number of Group 3 students with the following living arrangements:	YOUR PRIOR YEAR DATA	YOUR PRIOR YEAR DATA	
		2019-20	2020-21	2021-22
01a	<u>On-campus</u>	216	211	232
01b	<u>Off-campus (with family).</u>	1	4	12
01c	<u>Off-campus (not with family).</u>	22	19	15
01d	Unknown (calculated) This value is calculated using the following formula: [A03-(D01a+D01b+D01c)]	0	29	30
02	Report the total amount of grant or scholarship aid from the federal government, state/local government, or the institution awarded to Group 3 students	1,926,365	2,226,377	2,996,752
03	Average grant or scholarship aid from the federal government, state/local government, or the institution awarded to Group 3 students (calculated value). This value is calculated using the following formula: [D02/A03]	8,060	8,465	10,369

 You may use the box below to provide additional context for the data you have reported above. Context notes will be posted on the College Navigator website. Therefore, you should write all context notes using proper grammar (e.g., complete sentences with punctuation) and common language that can be easily understood by students and parents (e.g., spell out acronyms).

Non-applicable



Section 1: Part E

Part E – Enter Information about Group 4

Reporting Reminders:

- Part E includes financial aid information about Group 4. undergraduate students enrolled in Fall 2021 paying the lower of in-state or in-district tuition rate who were awarded any Title IV federal student aid, including federal grants or federal student loans. The information you report in this part will be used in Part G to calculate average institutional net price by income level.
- For this part, report:

For These Students	The Following Type(s) of Aid	Awarded in This Period
<ul style="list-style-type: none"> Full-time, first-time degree/certificate-seeking undergraduate students enrolled Fall 2021 for the 2021-22 academic year as defined by the institution paying the lower of in-state or in-district tuition rate who were awarded any Title IV federal student aid 	<ul style="list-style-type: none"> Grant or scholarship aid from: <ul style="list-style-type: none"> federal government state/local government the institution Do not include: <ul style="list-style-type: none"> grant or scholarship aid from private or other sources federal student loans parent PLUS loans private loans HEERF grants Federal Work Study amounts 	<ul style="list-style-type: none"> Any time during academic year 2021-22

- In the fields below, report the number of Group 4 students with each type of living arrangement and the total amount of grant or scholarship aid from the federal government, state/local government, or the institution awarded to these students by income level.


Information from Part A:		2019-20	2020-21	2021-22
Group 4 Full-time, first-time degree/certificate-seeking undergraduate students paying the lower of in-state or in-district tuition rate who were awarded any Title IV federal student aid (This number is carried forward from Part A, Line 04)		167	167	111
01	Report the number of Group 4 students with the following living arrangements:	YOUR PRIOR YEAR DATA	YOUR PRIOR YEAR DATA	
		2019-20	2020-21	2021-22
01a	<u>On-campus</u>	152	146	<input checked="" type="checkbox"/> 95
01b	<u>Off-campus (with family)</u>	1	4	8
01c	<u>Off-campus (not with family)</u>	14	17	8
01d	Unknown (calculated) This value is calculated using the formula: [A04-(E01a+E01b+E01c)]	0	0	0

		Number of students who were awarded any Title IV aid (Group 4)	Of those in Column 1, the number who were awarded any grant or scholarship aid from the following sources: the federal government, state/local government, or the institution	Of those in Column 1, the total amount of grant or scholarship aid awarded from the following sources: the federal government, state/local government, or the institution	i Average amount of federal, state/local, and institutional grant or scholarship aid awarded to Group 4 students
2019-20					
		Col. 1	Col. 2	Col. 3	Col. 4
02	Income level				
02a	\$0-30,000	35	35	461,339	13,181
02b	\$30,001-48,000	26	26	273,354	10,514
02c	\$48,001-75,000	29	29	217,459	7,499
02d	\$75,001-110,000	29	26	142,602	<input checked="" type="checkbox"/> 4,917

02e	\$110,001 and more	<input type="text" value="48"/>	<input type="text" value="48"/>	<input type="text" value="248,285"/>	5,173
02f	Total all income levels	167	164	1,343,039	8,042

2020-21					
		Col. 1	Col. 2	Col. 3	Col. 4
03	Income level				
03a	\$0-30,000	<input type="text" value="37"/>	<input type="text" value="37"/>	<input type="text" value="501,586"/>	13,556
03b	\$30,001-48,000	<input type="text" value="32"/>	<input type="text" value="32"/>	<input type="text" value="425,916"/>	13,310
03c	\$48,001-75,000	<input type="text" value="33"/>	<input type="text" value="33"/>	<input type="text" value="324,608"/>	9,837
03d	\$75,001-110,000	<input type="text" value="30"/>	<input type="text" value="30"/>	<input type="text" value="173,744"/>	5,791
03e	\$110,001 and more	<input type="text" value="35"/>	<input type="text" value="33"/>	<input type="text" value="162,635"/>	4,647
03f	Total all income levels	167	165	1,588,489	9,512

2021-22					
		Col. 1	Col. 2	Col. 3	Col. 4
04	Income level				
04a	\$0-30,000	<input type="text" value="45"/>	<input type="text" value="45"/>	<input checked="" type="checkbox"/> <input type="text" value="785,318"/>	17,452
04b	\$30,001-48,000	<input type="text" value="36"/>	<input type="text" value="36"/>	<input checked="" type="checkbox"/> <input type="text" value="576,503"/>	16,014
04c	\$48,001-75,000	<input type="text" value="21"/>	<input type="text" value="21"/>	<input type="text" value="243,503"/>	11,595
04d	\$75,001-110,000	<input type="text" value="7"/>	<input type="text" value="7"/>	<input type="text" value="65,976"/>	9,425
04e	\$110,001 and more	<input type="text" value="2"/>	<input type="text" value="2"/>	<input type="text" value="9,000"/>	4,500
04f	Total all income levels	<input checked="" type="checkbox"/> 111	111	1,680,300	15,138

 You may use the box below to provide additional context for the data you have reported above. Context notes will be posted on the College Navigator website. Therefore, you should write all context notes using proper grammar (e.g., complete sentences with punctuation) and common language that can be easily understood by students and parents (e.g., spell out acronyms).



Section 1: Part F


Part F – Net Price Calculation for Group 3

Note:

- The following net price calculation is based on information that your institution reported in the Institutional Characteristics component and the Student Financial Aid component. For more information about the data your institution reported in the Institutional Characteristics component, please contact your institution's IPEDS Keyholder.

Components of cost of attendance		YOUR PRIOR YEAR DATA	YOUR PRIOR YEAR DATA	2021-22
		2019-20	2020-21	
01	Published <u>tuition</u> and <u>required fees</u> (lower of in-state or in-district tuition rate)	8,156	8,361	8,425
02	<u>Books and supplies</u>	1,150	600	800
03	<u>Room and board</u> and <u>other expenses</u> by living arrangement			
	03a <u>On-campus</u>	13,624	12,122	11,968
	03b <u>Off-campus (with family)</u>	5,000	3,498	3,450
	03c <u>Off-campus (not with family)</u>	13,624	12,122	11,968
04	Number of Group 3 students by living arrangement			
	04a <u>On-campus</u>	216	211	232
	04b <u>Off-campus (with family)</u>	1	4	12
	04c <u>Off-campus (not with family)</u>	22	19	15
	04d Unknown	0	29	30
05	Weighted average for room and board and other expenses by number of students for each living arrangement (excluding unknown values) See instructions for the formula for this calculation	13,588	11,975	11,573
06	Total cost of attendance This value is calculated using the following formula: [F01+F02+F05]	22,894	20,936	20,798
07	Average amount of grant or scholarship aid awarded to Group 3 students from the following sources: the federal government, state/local government, and the institution	8,060	8,465	10,369
08	Average institutional <u>net price</u> for Group 3 students This value is calculated using the following formula: [F06-F07]	14,834	12,471	10,429

As required by the *Higher Education Act, as amended (2008)*, these amounts will be posted on the U.S. Department of Education's College Navigator website and used in the U.S. Department of Education's College Affordability and Transparency Lists.

 You may use the box below to provide additional context for the data you have reported above. Context notes will be posted on the College Navigator website. Therefore, you should write all context notes using proper grammar (e.g., complete sentences with punctuation) and common language that can be easily understood by students and parents (e.g., spell out acronyms).

Non-applicable ▼

Institution: New Mexico Institute of Mining and Technology (187967)

User ID: P1879671

Section 1: Part G


Part G – Net Price Calculation for Group 4

Note:

- The following net price calculation is based on information that your institution reported in the Institutional Characteristics component and the Student Financial Aid component. For more information about the data your institution reported in the Institutional Characteristics component, please contact your institution's IPEDS Keyholder.

Components of cost of attendance		YOUR PRIOR YEAR DATA	YOUR PRIOR YEAR DATA	2021-22
		2019-20	2020-21	
01	Published <u>tuition</u> and <u>required fees</u> (lower of in-state or in-district tuition rate)	8,156	8,361	8,425
02	<u>Books and supplies</u>	1,150	600	800
03	<u>Room and board</u> and <u>other expenses</u> by living arrangement			
	03a <u>On-campus</u>	13,624	12,122	11,968
	03b <u>Off-campus (with family)</u>	5,000	3,498	3,450
	03c <u>Off-campus (not with family)</u>	13,624	12,122	11,968
04	Number of Group 4 students by living arrangement			
	04a <u>On-campus</u>	152	146	95
	04b <u>Off-campus (with family)</u>	1	4	8
	04c <u>Off-campus (not with family)</u>	14	17	8
	04d Unknown	0	0	0
05	Weighted average for room and board and other expenses by number of students for each living arrangement (excluding unknown values) See instructions for the formula for this calculation	13,572	11,915	11,354
06	Total cost of attendance by income level This value is calculated using the following formula: [G01+G02+G05]	22,878	20,876	20,579
07	Average amount of grant or scholarship aid awarded to Group 4 students from the following sources: the federal government, state/local government, and the institution	8,042	9,512	15,138
	07a \$0-30,000	13,181	13,556	17,452
	07b \$30,001-48,000	10,514	13,310	16,014
	07c \$48,001-75,000	7,499	9,837	11,595
	07d \$75,001-110,000	4,917	5,791	9,425
	07e \$110,001 and more	5,173	4,647	4,500
08	Average institutional <u>net price</u> for Group 4 students This value is calculated using the following formula: [G06-G07]			
	08a \$0-30,000	9,697	7,320	3,127
	08b \$30,001-48,000	12,364	7,566	4,565
	08c \$48,001-75,000	15,379	11,039	8,984
	08d \$75,001-110,000	17,961	15,085	11,154
	08e \$110,001 and more	17,705	16,229	16,079

As required by the *Higher Education Act, as amended (2008)*, these amounts will be posted on the U.S. Department of Education's College Navigator website.

 You may use the box below to provide additional context for the data you have reported above. Context notes will be posted on the College Navigator website. Therefore, you should write all context notes using proper grammar (e.g., complete sentences with punctuation) and common language that can be easily understood by students and parents (e.g., spell out acronyms).

Non-applicable



Institution: New Mexico Institute of Mining and Technology (187967)

Section 2: Military Servicemembers and Veteran's Benefits - Undergraduate and Graduate

Section 2: Military Servicemembers and Veteran's Benefits

Important Note:

- Report for **Post-9/11 GI Bill Benefits**: July 1, 2021 - June 30, 2022.
- Report for **Department of Defense Tuition Assistance Program**: October 1, 2021 - September 30, 2022
- **Program reporters should be reporting the information on this screen for ALL programs (not just the largest program).**

Reporting Reminders:

- Report the total number of student recipients and the total dollar amounts for each program.
- Student recipients can also include eligible dependents.
- Student recipients may be listed in both categories.
- Consult with your campus certifying official, who may not be in the student financial aid office.
- For Post-9/11 GI Bill Benefits, do not include the matching institutional aid provided through the Yellow Ribbon Program if your school participated.
- Information reported to IPEDS is only what is known to the institution.
- Enter zero (0) if your institution did not have beneficiaries for that student level or program. Please do not leave a cell blank.

Type of benefit/assistance	Number of students receiving benefits/assistance	Total dollar amount of benefits/assistance disbursed through the institution	Average dollar amount of benefits/assistance disbursed through the institution	YOUR PRIOR YEAR DATA
				Average dollar amount of benefits/assistance disbursed through the institution
<u>Post-9/11 GI Bill Benefits</u>				
Undergraduate students	<input type="text" value="11"/>	<input type="text" value="47,109"/>	4,283	
Graduate students	<input type="text" value="1"/>	<input type="text" value="4,509"/>	4,509	
Total	12	51,618	4,302	

<u>Department of Defense Tuition Assistance Program</u>				
Undergraduate students	<input type="text" value="0"/>	<input type="text" value="0"/>		
Graduate students	<input type="text" value="0"/>	<input type="text" value="0"/>		
Total	0	0		

Prepared by

Prepared by

Reporting Reminders:

- The name of the preparer is being collected so that we can follow up with the appropriate person in the event that there are questions concerning the data.
- The Keyholder will be copied on all email correspondence to other preparers.
- The time it took to prepare this component is being collected so that we can continue to improve our estimate of the reporting burden associated with IPEDS.
- Please include in your estimate the time it took for you to review instructions, query and search data sources, complete and review the component, and submit the data through the Data Collection System.
- Thank you for your assistance.

This survey component was prepared by:

<input checked="" type="radio"/>	Keyholder	<input type="radio"/>	SFA Contact	<input type="radio"/>	HR Contact
<input type="radio"/>	Finance Contact	<input type="radio"/>	Academic Library Contact	<input type="radio"/>	Other

Name:

Email:

How many staff from your institution only were involved in the data collection and reporting process of this survey component?

Number of Staff (including yourself)

How many hours did you and others from your institution only spend on each of the steps below when responding to this survey component?
 Exclude the hours spent collecting data for state and other reporting purposes.

Staff member	Collecting Data Needed	Revising Data to Match IPEDS Requirements	Entering Data	Revising and Locking Data
Your office	<input type="text" value="40.00"/> hours	<input type="text" value="20.00"/> hours	<input type="text" value="1.00"/> hours	<input type="text" value="1.00"/> hours
Other offices	<input type="text"/> hours	<input type="text"/> hours	<input type="text"/> hours	<input type="text"/> hours

Institution: New Mexico Institute of Mining and Technology (187967)

User ID: P1879671

Summary

IPEDS Student Financial Aid (SFA) Survey Summary

IPEDS collects important information regarding your institution. All data reported in IPEDS survey components become available in the IPEDS Data Center and appear as aggregated data in various Department of Education reports. Additionally, some of the reported data appears specifically for your institution through the College Navigator website and is included in your institution's Data Feedback Report (DFR). The purpose of this summary is to provide you an opportunity to view some of the data that, when accepted through the IPEDS quality control process, will appear on the College Navigator website and/or your DFR. College Navigator is updated approximately three months after the data collection period closes and Data Feedback Reports will be available through the [Data Center](#) and sent to your institution's CEO in November 2023.

Please review your data for accuracy. If you have questions about the data displayed below after reviewing by the data reported on the survey screens, please contact the IPEDS Help Desk at: 1-877-225-2568 or ipedshelp@rti.org.

Total grant aid awarded to all undergraduate students		\$10,887,625
Number of undergraduate students who were awarded a Pell Grant		404
Percentage of FTFT students who were awarded any financial aid		99%
	Percentage of FTFT students who were awarded grant aid by type	Average amount of grant aid awarded by type
Total	99%	\$10,293
Federal Government	34%	\$5,524
Pell	33%	\$5,027
Other Federal	23%	\$804
State/Local Government	81%	\$4,764
Institutional	91%	\$4,833
	Percentage of FTFT students who were awarded and accepted loans by type	Average amount of loans awarded and accepted by type
Total	42%	\$4,925
Federal	41%	\$4,605
Non-federal	2%	\$10,754
Average net price for FTFT students who were awarded grant aid		\$10,429
Average net price for FTFT students who were awarded Title IV federal student aid		
\$0 – 30,000		\$3,127
\$30,001 – 48,000		\$4,565
\$48,001 – 75,000		\$8,984
\$75,001 – 110,000		\$11,154
\$110,001 and more		\$16,079

Military Service members and Veteran's Benefits			
		Number of students receiving benefits/assistance	Total dollar amount of benefits/assistance awarded through the institution
Post-9/11 GI Bill Benefits			
	Undergraduate students	11	\$47,109
	Graduate students	1	\$4,509
	Total	12	\$51,618
Department of Defense Tuition Assistance Program			
	Undergraduate students	0	N/A
	Graduate students	0	N/A
	Total	0	N/A

Edit Report

Student Financial Aid

Source	Description	Severity	Resolved	Options
Screen: Part C, Page 2 - Enter Information about Group 2				
Screen Entry	The average amount of this type of aid awarded to Group 2 students is outside the expected range of between 3,139 and 4,503 when compared with the prior year value. Please check the number of students and the total amount of aid awarded to these students, and correct or explain the discrepant values. (Error #7147)	Explanation	Yes	
Reason	The institution implemented a new scholarship in Fall 2021 (the Gold Scholarship) that awards a higher amount than existing scholarships.			
Screen Entry	The average amount of this type of aid awarded to Group 2 students is outside the expected range of between 2,726 and 4,090 when compared with the prior year value. Please check the number of students and the total amount of aid awarded to these students, and correct or explain the discrepant values. (Error #7147)	Explanation	Yes	
Reason	A new statewide scholarship (NM Opportunity Scholarship) came online in Fall 2021. During that semester, 68 scholarships were awarded to students, totaling \$188,992, for an average amt of \$2,779. Students could also stack the NMOP scholarships with the pre-existing NM Lottery Scholarship, so the number of recipients didn't go up that much.			
Screen Entry	The average amount of this type of aid awarded to Group 2 students is outside the expected range of between 7,696 and 9,060 when compared with the prior year value. Please check the number of students and the total amount of aid awarded to these students, and correct or explain the discrepant values. (Error #7147)	Explanation	Yes	
Reason	A new statewide scholarship (NM Opportunity Scholarship) came online in Fall 2021. During that semester, 68 scholarships were awarded to students, totaling \$188,992, for an average amt of \$2,779. Students could also stack the NMOP scholarships with the pre-existing NM Lottery Scholarship, so the number of recipients didn't go up that much.			
Screen: Part E - Enter Information about Group 4				
Screen Entry	The number entered is outside the expected range of between 103 and 189 when compared with the prior year value. Please correct your data or explain. (Error #7169)	Explanation	Yes	
Reason	Enrollment of 1st-time, full-time undergrads has declined over the past few years. Also, more students are receiving scholarships from the institution and the state.			
Screen Entry	The average amount of aid per grant/scholarship awardee (17,451.51) for 2021-22 in the "\$0-30,000" income group is larger than expected based on the cost of attendance. Please review your data and make any necessary corrections or explain the discrepancy. (Error #7388)	Explanation	Yes	
Reason	A new statewide scholarship (NM Opportunity Scholarship) came online in Fall 2021. During that semester, 68 scholarships were awarded to students, totaling \$188,992, for an average amt of \$2,779. Students could also stack the NMOP scholarships with the pre-existing NM Lottery Scholarship, so the number of recipients didn't go up that much, but the amts awarded did go up.			
Screen Entry	The average amount of aid per grant/scholarship awardee (16,013.97) for 2021-22 in the "\$30,001-48,000" income group is larger than expected based on the cost of attendance. Please review your data and make any necessary corrections or explain the discrepancy. (Error #7389)	Explanation	Yes	
Reason	A new statewide scholarship (NM Opportunity Scholarship) came online in Fall 2021. During that semester, 68 scholarships were awarded to students, totaling \$188,992, for an average amt of \$2,779. Students could also stack the NMOP scholarships with the pre-existing NM Lottery Scholarship, so the number of recipients didn't go up that much, but the amts awarded did go up.			
Screen Entry	The total number of Group 4 students who were awarded any Title IV aid across all income levels is outside the expected range of between 126 and 208 based on the prior year value. Please correct your data or explain. (Error #7333)	Explanation	Yes	
Reason	Enrollment at our institution has declined steadily over the past several years. This affects the anticipated number of Title IV recipients.			
Screen Entry	The calculated average amount of grant or scholarship aid awarded to Group 4 students from the federal government, state/local government, or the institution for this income level is smaller than expected in comparison with the other income levels. Please check the values reported for the number of these students who were awarded any Title IV aid (Col. 1) and the total amount of grant or scholarship aid awarded to them (Col. 3) and correct your data or explain the discrepancy. (Error #7317) This edit and explanation were retained from the prior year (for reference) and do not need to be re-explained in the current year edit report.	Explanation	Yes	

Reason	It appears that most students in that tier received state lottery scholarships, which have been reduced in awarded amount so that the state can distribute the scholarship to a greater number of students state-wide.
--------	------------------------------------------------------------------------------------------------------------------------------------------------------------------------------------------------------------------------